



Counterboring, countersinking, chamfering and facing

HY-PRO-CARB

Volume 1.1



KEY FEATURES: HY-PRO-CARB



1 Indexable tool for a variety of applications and work materials.

2 For boring pre-drilled holes, chamfering, countersinking, facing, etc.

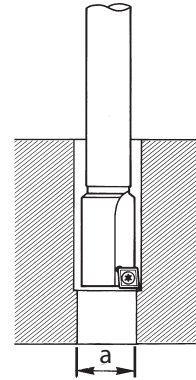
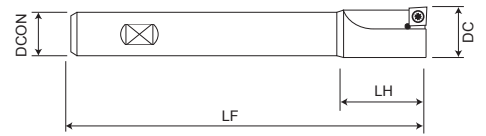
3 Straight steel shank with Weldon flat, DIN 1835B.

4 Also with internal coolant supply.



HY-PRO-CARB

Drilling | Boring Tool



- With steel shank, Weldon flat, DIN 1835B
- For boring pre-drilled and precast holes

EDP	DC	a (min)	LF	LH	ZFFP	DCON	Price
490300980	9,8	9,3	85	20	1	8	
490301080	10,8	10,3	95	20	1	10	
490301180	11,8	11,3	100	25	1	10	
490301280	12,8	12,3	105	30	1	10	
490301380	13,8	13,3	110	35	1	10	
490301480	14,8	14,3	120	30	1	12	
490301580	15,8	15,3	125	35	1	12	
490301680	16,8	15,8	133	30	1	16	
490301780	17,8	16,8	138	35	1	16	
490301880	18,8	17,8	143	40	1	16	
490301980	19,8	18,8	148	45	1	16	
490302080	20,8	19,8	153	50	1	16	
490302180	21,8	20,8	158	55	1	16	

Note: Insert screws included with cutter body. Torx driver to be purchased separately.

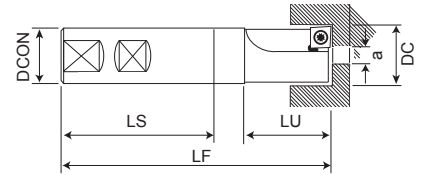


EDP	Designation	Material	Grade	P		M		K		N		S		H	
				dry	oil	dry	oil	GG	GGG	dry	oil	dry	oil	dry	oil
413200013	MPHT 060202.N12	Carbide	PMK92	●	●	○	○	○	○						
413200014	MPHT 060202.N13	Carbide	CH1	●	●	○	○	○	○	●					
413200015	MPHT 060202.N14	Carbide	PMK92	●	●	○	○	○	○						
413200016	MPHW 060202.N15	Cermet	CT50	○	○	○	○	○	○						
413200017	MPHW 060202.N15	Cermet	CT53	○	○	○	○	○	○						

matching cutter body Ø	Torx® screwdriver	Replacement screw
Ø 9,8 - 21,8	7808205	T8
		423300002
		M2,5 x 4,5

HY-PRO-CARB

Drilling | Counterbore «mono»



- To produce counterbores for cap screws, hex screwheads, ejectors, spot facing, gasket seats etc.
- Straight shank with Weldon flat, DIN 1835B

EDP	DC	a (min)	LF	LU	LS	ZEFP	DCON	Price
490370800	8	4	80	23	45	1	12	
490370900	9	4	80	23	45	1	12	
490371000	10	4	80	23	45	1	12	
490371100	11	4	80	23	45	1	12	
490371200	12	4	80	26	45	1	12	
490371300	13	5	80	26	45	1	12	
490371400	14	5	80	26	45	1	12	
490371500	15	5	80	26	45	1	12	
490371600	16	5	90	31	48	1	16	
490371700	17	6	90	31	48	1	16	
490371800	18	8	90	31	48	1	16	
490371900	19	8	90	31	48	1	16	
490372000	20	5	100	36	50	1	20	

Note: Insert screws included with cutter body. Torx driver to be purchased separately.

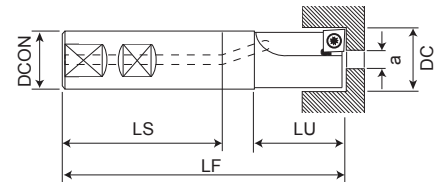


EDP	matching cutter body Ø	Designation	Material	Grade	P		M		K		N		S		H	
					dry	oil	dry	oil	GG	GGG	dry	oil	dry	oil	dry	oil
413200013	Ø 8 - 19	MPHT 060202.N12	Carbide	PMK92	●	●	○	○	○	○						
413200014		MPHT 060202.N13	Carbide	CH1			○	○			●					
413200015		MPHT 060202.N14	Carbide	PMK92	●	●	○	○								
413200016		MPHW 060202.N15	Cermet	CT50	○	○			●	○						
413200017		MPHW 060202.N15	Cermet	CT53	○	○			○	○						
413200020		MPMT 060204.N12	Carbide	PMK92	●	●										
413200018		MPMT 060204.N12	Carbide	CH1					●	○						
413200019		MPMT 060204.N12	Carbide	KM22					○	○						
413200007		MCHT 09T304.N12	Carbide	PMK92	●	●	○	○	○	○						
413200008		MCHT 09T304.N13	Carbide	CH1			○	○			●					
413200009	MCHT 09T304.N14	Carbide	PMK92			●	●									
413200012	MCMT 09T308.N12	Carbide	PMK92	●	●											
413200010	MCMT 09T308.N12	Carbide	CH1					●	○							
413200011	MCMT 09T308.N12	Carbide	KM22					○	○							

matching cutter body Ø	Torx® screwdriver	Replacement screw
Ø 8 - 19	7808205 T8	423300002 M2,5 x 4,5
Ø 20	7808208 T15	423300003 M4x 7,5

HY-PRO-CARB

Drilling | Counterbore «mono»



- To produce counterbores for cap screws, hex screwheads, ejectors, spot facing, gasket seats etc.
- Straight shank with Weldon flat, DIN 1835B.
- With internal coolant supply

EDP	DC	a (min)	LF	LU	LS	ZEFP	DCON	Price
490381000	10	4	80	23	45	1	12	
490381100	11	4	80	23	45	1	12	
490381200	12	4	80	26	45	1	12	
490381300	13	5	80	26	45	1	12	
490381400	14	5	80	26	45	1	12	
490381500	15	5	80	26	45	1	12	
490381600	16	5	90	31	48	1	16	
490381700	17	6	90	31	48	1	16	
490381800	18	8	90	31	48	1	16	
490381900	19	8	90	31	48	1	16	
490382000	20	5	100	36	50	1	20	
490382100	21	5	100	36	50	1	20	
490382200	22	6	100	36	50	1	20	
490382300	23	6	100	36	50	1	20	
490382400	24	8	100	36	50	1	20	
490382500	25	8	120	43	56	1	25	
490382600	26	10	120	43	56	1	25	
490382700	27	10	120	43	56	1	25	
490382800	28	12	120	43	56	1	25	
490382900	29	12	120	43	56	1	25	
490383000	30	14	120	43	56	1	25	

Note: Insert screws included with cutter body. Torx driver to be purchased separately.

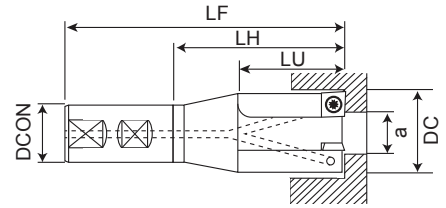


EDP	matching cutter body Ø	Designation	Material	Grade	P		M		K		N		S		H
					dry	⊖	dry	⊖	GG	GGG	dry	⊖	dry	⊖	dry
413200013	Ø 10 - 19	MPHT 060202.N12	Carbide	PMK92	●	⊖	○	○	○	○	○	○	○	○	
413200014		MPHT 060202.N13	Carbide	CH1			○	○			●				
413200015		MPHT 060202.N14	Carbide	PMK92	●	⊖	○	○							
413200016		MPHW 060202.N15	Cermet	CT50	○	○			○	○					
413200017		MPHW 060202.N15	Cermet	CT53	○	○			○	○					
413200020		MPMT 060204.N12	Carbide	PMK92	●	⊖									
413200018		MPMT 060204.N12	Carbide	CH1					○	○					
413200019		MPMT 060204.N12	Carbide	KM22					○	○					
413200007		MCHT 09T304.N12	Carbide	PMK92	●	⊖	○	○	○	○					
413200008		MCHT 09T304.N13	Carbide	CH1			○	○			●				
413200009	MCHT 09T304.N14	Carbide	PMK92			○	○								
413200012	Ø 20 - 30	MCMT 09T308.N12	Carbide	PMK92	●	⊖									
413200010		MCMT 09T308.N12	Carbide	CH1					○	○					
413200011		MCMT 09T308.N12	Carbide	KM22					○	○					
									○	○					

matching cutter body Ø	Torx® screwdriver	Replacement screw
Ø 10 - 19	7808205	T8
Ø 20 - 30	7808208	T15

HY-PRO-CARB

Drilling | Counterbore «multi»





- To produce counterbores for cap screws, hex screwheads, ejectors, spot facing, gasket seats etc.
- Straight shank with Weldon flat, DIN 1835B.
- With internal coolant supply

EDP	DC	a (min)	LF	LH	LU	ZEFP	DCON	Price
490391500	15	4	100	40	30	2	20	
490391800	18	6	100	40	30	2	20	
490392000	20	8	100	40	30	2	20	
490392200	22	10	100	40	30	2	20	
490392400	24	6	136	68	50	2	25	
490392600	26	8	136	68	50	2	25	
490392800	28	10	136	68	50	2	25	
490393000	30	12	136	66	50	3	32	
490393300	33	15	136	66	50	3	32	
490393600	36	18	136	66	50	2	32	
490394000	40	16	136	66	50	3	32	

Note: Insert screws included with cutter body. Torx driver to be purchased separately.

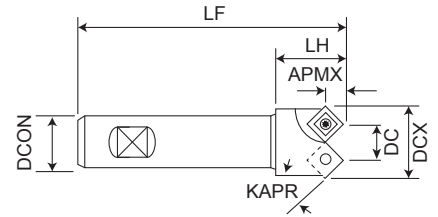


EDP	matching cutter body Ø	Designation	Material	Grade	P		M		K		N		S		H	
					dry	☹	dry	☹	GG	GGG	dry	☹	dry	☹	dry	☹
413200013	Ø 15 -22	MPHT 060202.N12	Carbide	PMK92	●	●	○	○	○	○						
413200014		MPHT 060202.N13	Carbide	CH1			○	○			●					
413200015		MPHT 060202.N14	Carbide	PMK92	●	●	●	●								
413200016		MPHW 060202.N15	Cermet	CT50	○	○			●	●						
413200017		MPHW 060202.N15	Cermet	CT53	○	○			●	●						
413200020		MPMT 060204.N12	Carbide	PMK92	●	●										
413200018		MPMT 060204.N12	Carbide	CH1					●	●						
413200019	MPMT 060204.N12	Carbide	KM22					●	●							
413200007	Ø 24 - 36	MCHT 09T304.N12	Carbide	PMK92	●	●	○	○	○	○						
413200008		MCHT 09T304.N13	Carbide	CH1			○	○			●					
413200009		MCHT 09T304.N14	Carbide	PMK92			●	●								
413200012		MCMT 09T308.N12	Carbide	PMK92	●	●										
413200010		MCMT 09T308.N12	Carbide	CH1					●	●						
413200011		MCMT 09T308.N12	Carbide	KM22					●	●						
413200001		Ø 40	MBHT 120404.N12	Carbide	PMK92	●	●	○	○	○	○					
413200002	MBHT 120404.N13		Carbide	CH1			○	○			●					
413200003	MBHT 120404.N14		Carbide	PMK92			●	●								
413200006	MBMT 120408.N12		Carbide	PMK92	●	●										
413200004	MBMT 120408.N12		Carbide	CH1					●	●						
413200005	MBMT 120408.N12		Carbide	KM22					○	○						

matching cutter body Ø	 Torx® screwdriver		 Replacement screw	
Ø 15 -22	7808205	T8	423300002	M2,5 x 4,5
Ø 24 - 36	7808208	T15	423300003	M4x 7,5
Ø 40	7808208	T15	423300004	M4x 9,5

HY-PRO-CARB

Drilling | Chamfer and Face Milling Tool



- For chamfering, countersinking, facing, etc.
- Straight shank with Weldon flat, DIN 1835B

EDP	DCX	KAPR	DC	LF	APMX	LH	ZEFP	DCON	Price
491001345	13	45°	6	80	4	16	1	10	
491001915	19	15°	16	90	6	19	2	16	
491001930	19	30°	13	90	5,5	18	2	16	
491001945	19	45°	11	90	4	18	2	16	
491002645	26	45°	15	100	6	26	2	20	
491003260	32	60°	17,5	100	4	30	2	20	
491003275	32	75°	15,5	100	2	30	2	20	
491004015	40	15°	34	120	10	36	2	25	
491004030	40	30°	28	120	10,5	38	2	25	
491004045	40	45°	25	120	8	38	2	25	

Note: Insert screws included with cutter body. Torx driver to be purchased separately.

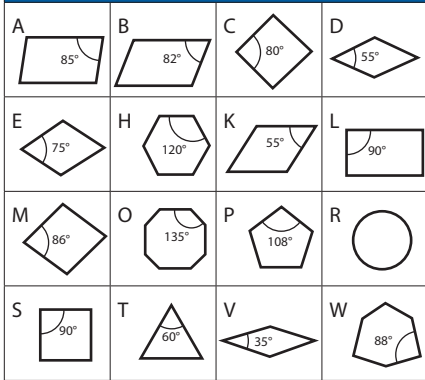


EDP	matching cutter body Ø	Designation	Material	Grade	P		M		K		N		S		H	
					dry	oil	dry	oil	GG	GGG	dry	oil	dry	oil	dry	oil
413200013	Ø 13 -19	MPHT 060202.N12	Carbide	PMK92	●	●	○	○	○	○						
413200014		MPHT 060202.N13	Carbide	CH1			○	○			●					
413200015		MPHT 060202.N14	Carbide	PMK92	●	●	●	●								
413200016		MPHW 060202.N15	Cermet	CT50	○	○			●	●						
413200017		MPHW 060202.N15	Cermet	CT53	○	○			●	●						
413200020		MPMT 060204.N12	Carbide	PMK92	●	●										
413200018		MPMT 060204.N12	Carbide	CH1					●	●						
413200019	MPMT 060204.N12	Carbide	KM22					●	●							
413200007	Ø 26 -32	MCHT 09T304.N12	Carbide	PMK92	●	●	○	○	○	○						
413200008		MCHT 09T304.N13	Carbide	CH1							●					
413200009		MCHT 09T304.N14	Carbide	PMK92			●	●								
413200012		MCMT 09T308.N12	Carbide	PMK92	●	●										
413200010		MCMT 09T308.N12	Carbide	CH1					●	●						
413200011		MCMT 09T308.N12	Carbide	KM22					●	●						
413200001		Ø 40	MBHT 120404.N12	Carbide	PMK92	●	●	○	○	○	○					
413200002	MBHT 120404.N13		Carbide	CH1			○	○			●					
413200003	MBHT 120404.N14		Carbide	PMK92			●	●								
413200006	MBMT 120408.N12		Carbide	PMK92	●	●										
413200004	MBMT 120408.N12		Carbide	CH1					●	●						
413200005	MBMT 120408.N12		Carbide	KM22					○	●						

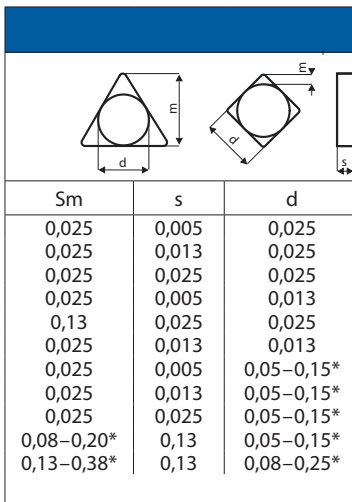
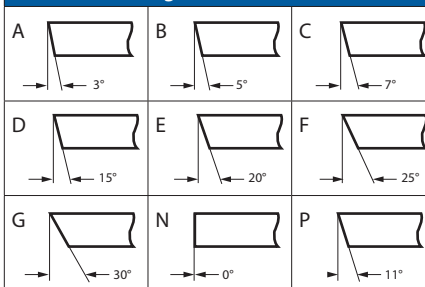
matching cutter body Ø	Torx® screwdriver	Replacement screw
Ø 13 -19	7808205	T8
Ø 26 -32	7808208	T15
Ø 40	7808208	T15

ISO REFERENCE CODES FOR INSERTS

1 Insert shape



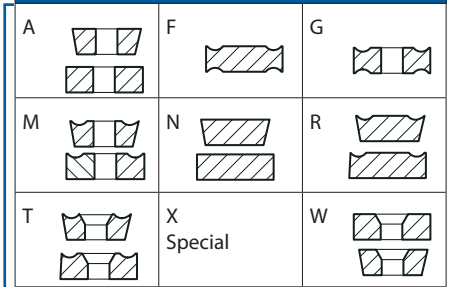
2 Clearance angle



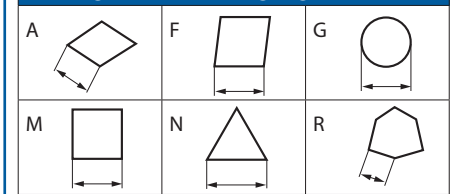
Inserts Tolerances +/-

d	Class M		Class U	
	m	d	m	d
6,35	0,08	0,05	0,13	0,08
9,52	0,08	0,05	0,13	0,08
12,70	0,13	0,08	0,20	0,13
15,88	0,15	0,10	0,27	0,18
19,05	0,15	0,10	0,27	0,18

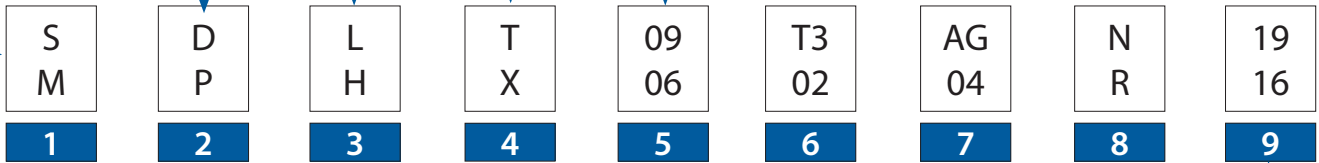
4 Fixing and geometry



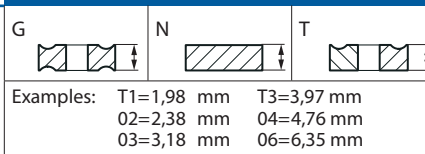
5 Length of main cutting edge



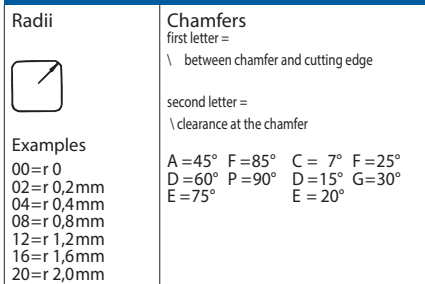
Examples: 04=4,760 mm 11=11,0 mm
 06=6,350 mm 12=12,7 mm
 07=7,0 mm 15=15,5 mm
 08=7,940 mm 16=16,5 mm
 09=9,525 mm 22=22,0 mm
 etc.



6 Insert thickness



7 Corner radii



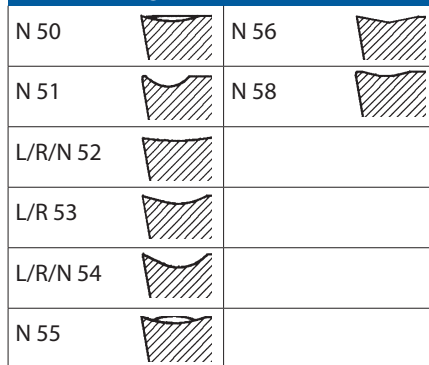
8 Direction of cut



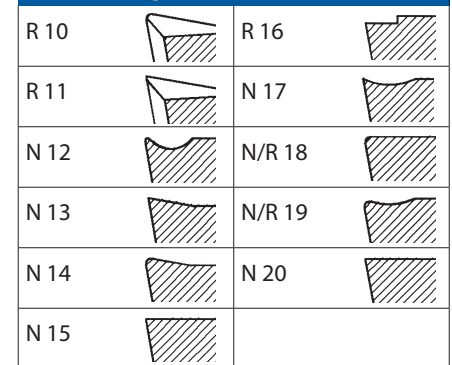
9 Chip breaker

Manufacturer specific

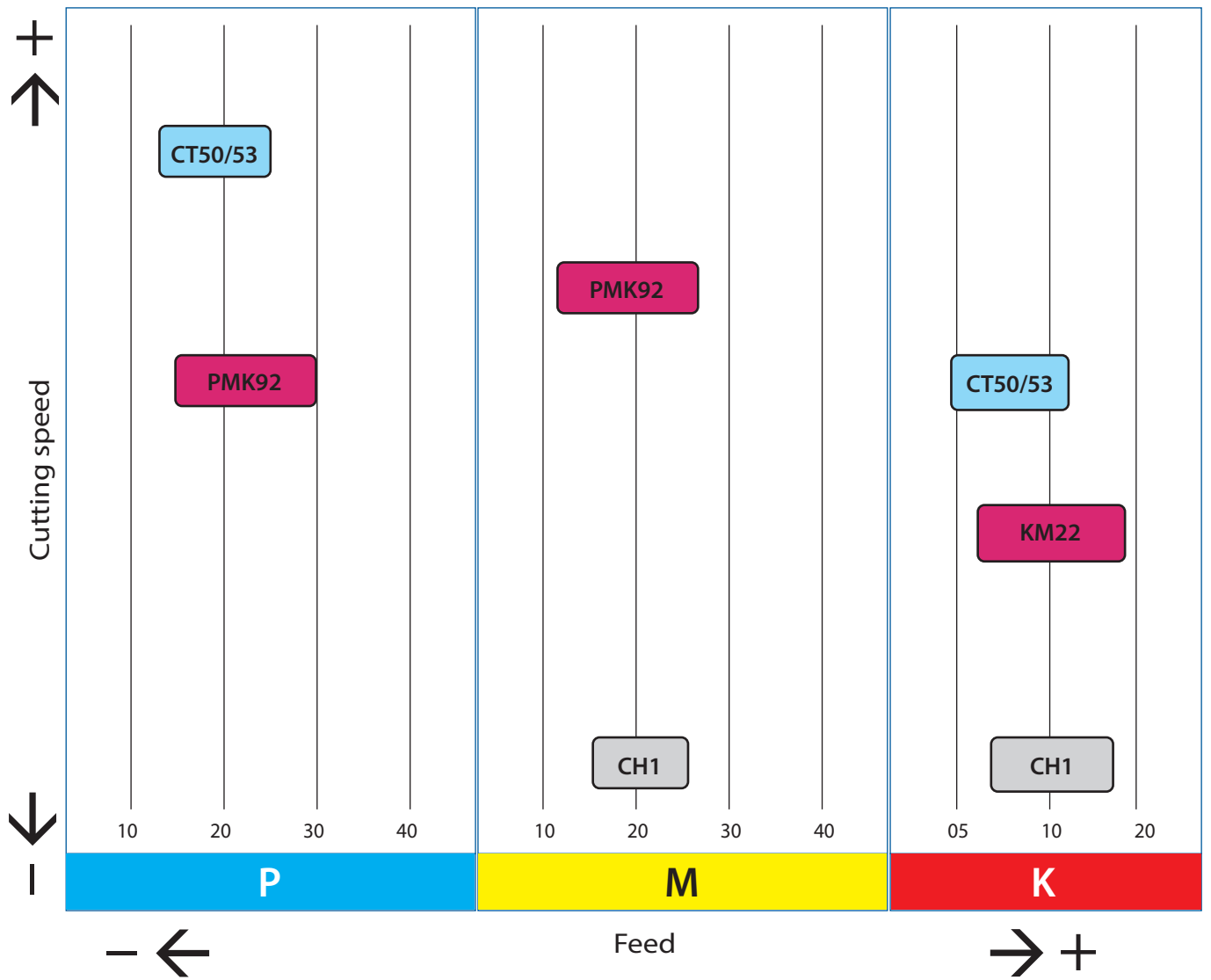
8+9 Turning



8+9 Milling



Carbide and Cermet Grades



Grade	Carbide	Ceramic	CERMET	TiAlN	TiN	TiCN	Al ₂ O ₃	Steel <800	Steel >800	Inox Titan	Ni-Co Alloys	Cast Iron	Aluminium
CH1	●											●	●
KM22	●			●						●	○	●	
PMK92	●			●				●	●	○		○	
CT50			●					●	●			●	
CT53			●	●				●	●			●	

● excellent
○ good



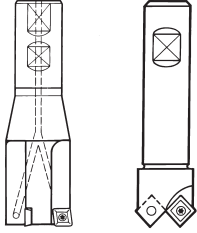
Recommendations for 49030 series

49030	Projection	
	6 x d	3 x d
	Steel shank $f_z \sim 0,1$	Steel shank $f_z \sim 0,1$
Working Material	Vc m/min.	Vc m/min.
Free Cutting Steels General Purpose Steels Case hardening Steels unalloyed, C < 0,2%	50 - 60	150 - 250
Free Cutting Steels General Purpose Steels Tempering Steels alloyed, C < 0,45%	50 - 60	150 - 250
Tempering Steels Tool Steels alloyed, C < 0,8%	50 - 60	150 - 200
Highly Alloyed Steels Tool Steels for Cold / Hot Forming C > 0,8%	50 - 60	150 - 200
Stainless Steels, martensitic Stainless Castings	50 - 60	150 - 200
Stainless Steels, austenitic	50 - 60	150 - 200
High Temperature Alloys on Ni + Co Basis	40 - 60	40 - 90
Titanium Alloys	40 - 60	40 - 90
Grey Cast Iron	50 - 60	150 - 200
Malleable and Nodular Castings	50 - 60	150 - 200
Aluminium	50 - 60	150 - 200
Copper / Brass Bronze	50 - 60	150 - 200



Recommendations

For cutting speeds V_c m/min. and feeds per tooth f_z mm for Milling-, Boring- and Chamfering Tools with indexable carbide and Cermet Inserts

Tool:			
Type.:	49037 49038 49039	49100	
Inserts	MPHT MPHW MPMT*	MCHT MCMT*	MBHT MBHW MBMT*
Dimensions	060202 060204*	09T304 09T308*	120404 120408*
f_z :	0,03–0,1 0,03–0,12*	0,05–0,15 0,05–0,25*	0,05–0,15 0,05–0,25*

Working Material	Type	PMK92	CH1	KM22	CT50 CT53	CH1	CT50
		Vc m/min.					
Free Cutting Steel General Purpose Steels Case hardening Steels unalloyed, C < 0,2%	HB 150–200 < 600 mm ²	180–350	–	–	300–500	–	300–500
Free Cutting Steel General Purpose Steels Tempering Steels unalloyed, C < 0,45%	HB 175–225 < 800 mm ²	160–300	–	–	250–400	–	250–400
Tempering Steels Tool Steels alloyed, C < 0,8%	HB 200–300 < 1000 mm ²	140–220	–	–	200–350	–	200–350
Highly Alloyed Steels Tool Steels for Cold / Hot Forming C > 0,8%"	HB 200–300 < 1000 mm ²	90–150	–	–	180–250	–	180–250
Stainless Steels, austenitic	HB 140–190 < 700 mm ²	–	100–180	150–300	150–300	100–180	150–300
Stainless Steels, martensitic Stainless Castings	HB 175–245 < 1000 mm ²	90–180	–	–	150–240	–	150–240
High Temperature Alloys on Ni + Cr Basis	HB 200–400 < 1200 mm ²	–	15–60	15–70	15–70	15–60	15–70
Titanium Alloys	HB 215–500 < 1000 mm ²	–	40–60	40–70	–	40–60	15–70
Grey Cast Iron	HB < 200	180–300	160–200	180–300	250–400	160–200	250–400
Malleable and Nodular Castings	HB > 200	170–280	150–190	170–280	250–400	150–190	250–400
Aluminum	HB < 160	–	300–1000	300–1000	–	300–1000	300–1000
Copper / Brass Bronze	HB < 120	–	180–200	180–270	–	190–240	200–300

* in function of stability of tool and workpiece



shaping your dreams

OSG EUROPE LOGISTICS

Avenue Lavoisier 1
B-1300 Z.I. Wavre - Nord - Belgium
Tel: +32 10 23 05 07
Fax: +32 10 23 05 51
info@osgeurope.com

OSG BELUX

Avenue Lavoisier 1
B-1300 Z.I. Wavre - Nord - Belgium
Tel: +32 10 23 05 11
Fax: +32 10 23 05 31
info@osg-belgium.com

OSG FRANCE

Parc Icade, Paris Nord 2
Immeuble "Le Rimbaud"
22 Avenue des Nations
CS66191 - 93420 Villepinte - France
Tel: +33 1 49 90 10 10
Fax: +33 1 49 90 10 15
sales@osg-france.com

OSG NETHERLANDS

Bedrijfsweg 5 - 3481 MG Harmelen
Tel: +31 348 44 2764
Fax: +31 348 44 2144
info@osg-nl.com

OSG UK

Shelton house, 5 Bentalls
Pipps Hill Ind Est, Basildon Essex SS14 3BY
Tel: +44 1268 567 660
Fax: +44 1268 567 661
sales@osg-uk.com

CZECH, SLOVAKIA, HUNGARY

OSG Europe Logistics S.A.
Slovakia organizacna zlozka
Racianská 22/A, SK-83102 Bratislava
Slovakia
Tel. +421 24 32 91 295
Orders-osgsvk@osgeurope.com

OSG POLAND Sp. z.o.o.

Spółdzielcza 57
05-074 Halinów - Poland
Tel: +22 760 82 71
Fax: +22 760 82 71
osg@osg-poland.com

OSG GERMANY

Karl-Ehmann-Str. 25
D - 73037 Göppingen - Germany
Tel: +49 7161 6064 - 0
Fax: +49 7161 6064 - 444
info@osg-germany.de

OSG SCANDINAVIA

(For Scandinavian countries)
Langebjergvaenget 16
4000 Roskilde - Denmark
Tel: +45 46 75 65 55
Fax: +45 46 75 67 00
osg@osg-scandinavia.com

SWEDEN

Branch office of OSG SCANDINAVIA
Abrahams Gränd 8
295 35 Bromölla - Sweden
Tel: +46 40 41 22 55
Fax: +46 40 41 32 55
osg@osg-scandinavia.com

OSG IBERICA

Bekolarra 4
E - 01010 Vitoria-Gasteiz - Spain
Tel: +34 945 242 400
Fax: +34 945 228 883
osg.iberica@osg-ib.com

RUSSIA

Butlerova street, 17B, office 5069
117342 Moscow - Russia
Tel: +7 (495) 150 41 54
info@osg-russia.com

OSG TURKEY

Rami Kişla Cad.No:56 Eyüp
Istanbul 34056 - Turkey
Tel:+90 212 565 24 00
Fax: +90 212 565 44 00
info@osg-turkey.com

ROMSAN INTERNATIONAL CO. SRL

Reprezentant Exclusiv OSG
25C, Bucuresti-Magurele Street
051431 Bucuresti - România
Tel: +40 21 322 07 47
Fax: +40 21 321 56 00
romsan.int@romsan.ro

AUSTRIA

Branch office of OSG GERMANY
Messestraße 11
A-6850 Dornbirn
Tel: +49 7161 6064-0
Fax: + 49 7161 6064-444
info@osg-germany.de

OSG ITALIA

Via Ferrero, 65 A/B
I - 10098 Rivoli - Italy
Tel: +39 0117705211
Fax: +39 0117705215
info@osg-italia.it

Vischer & Bolli AG

Machining and Workholding
Im Schossacher 17
CH-8600 Dübendorf
T +41 44 802 15 15
F +41 44 802 15 95
info@vb-tools.com

OSG EUROPE LOGISTICS S.A.

01/2022 - All rights reserved. © OSG Europe 2022.

The contents of this catalogue are provided to you for viewing only. They are not intended for reproduction either in part or in whole in this or other medium. They cannot be copied, used to create derivation work or used for any reason, by means without the express, written permission of the copyright owner. If prices are stated, they are netto unit-prices and any eventual tax(es) have to be added. The company is not responsible for any printing error in technical, price and/or any other data.

Tool specifications subject to change without notice.

www.osgeurope.com